




Determine which letter best represents the weight.

**Ounce (oz)**

**Pound (lb)**

An ounce is about the weight of a slice of bread.

A pound is about the weight of a can of vegetables.



**Remember:**  
There are 16 ounces in 1 pound.

**Answers**

- 1. \_\_\_\_\_
- 2. \_\_\_\_\_
- 3. \_\_\_\_\_
- 4. \_\_\_\_\_
- 5. \_\_\_\_\_
- 6. \_\_\_\_\_
- 7. \_\_\_\_\_
- 8. \_\_\_\_\_
- 9. \_\_\_\_\_


1)



Bicycle

- A. 30 pounds
- B. 0.53 ounces
- C. 220 pounds
- D. 4 ounces

2)



Skateboard

- A. 33 pounds
- B. 0.71 ounces
- C. 7 ounces
- D. 4 pounds

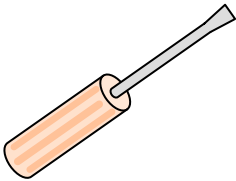
3)



Cereal Box

- A. 90 pounds
- B. 15 ounces
- C. 1.1 ounces
- D. 15 pounds

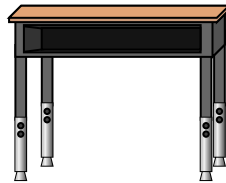
4)



Screw Driver

- A. 15 ounces
- B. 2 ounces
- C. 29 pounds
- D. 0.1 ounces

5)



Desk

- A. 30 pounds
- B. 11 ounces
- C. 660 pounds
- D. 1 ounce


6)



Baseball Cap

- A. 11 pounds
- B. 1 ounce
- C. 3 ounces
- D. 440 pounds


7)



Lawn Mower

- A. 200 ounces
- B. 200 pounds
- C. 50 pounds
- D. 100 ounces

8)



Beetle

- A. 4 pounds
- B. 0.04 ounces
- C. 16 ounces
- D. 8 ounces

9)



Strawberry

- A. 11 ounces
- B. 0.5 pounds
- C. 0.5 ounces
- D. 1 pound




Determine which letter best represents the weight.

**Ounce (oz)**

**Pound (lb)**

An ounce is about the weight of a slice of bread.

A pound is about the weight of a can of vegetables.



**Remember:**  
There are 16 ounces in 1 pound.

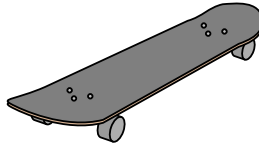
1)



Bicycle

- A. 30 pounds
- B. 0.53 ounces
- C. 220 pounds
- D. 4 ounces

2)



Skateboard

- A. 33 pounds
- B. 0.71 ounces
- C. 7 ounces
- D. 4 pounds

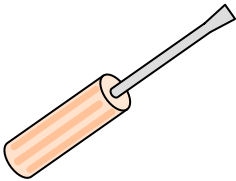
3)



Cereal Box

- A. 90 pounds
- B. 15 ounces
- C. 1.1 ounces
- D. 15 pounds

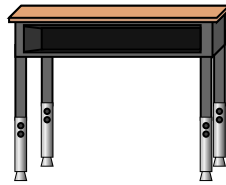
4)



Screw Driver

- A. 15 ounces
- B. 2 ounces
- C. 29 pounds
- D. 0.1 ounces

5)



Desk

- A. 30 pounds
- B. 11 ounces
- C. 660 pounds
- D. 1 ounce


6)



Baseball Cap

- A. 11 pounds
- B. 1 ounce
- C. 3 ounces
- D. 440 pounds


7)



Lawn Mower

- A. 200 ounces
- B. 200 pounds
- C. 50 pounds
- D. 100 ounces

8)



Beetle

- A. 4 pounds
- B. 0.04 ounces
- C. 16 ounces
- D. 8 ounces

9)



Strawberry

- A. 11 ounces
- B. 0.5 pounds
- C. 0.5 ounces
- D. 1 pound

**Answers**

- 1. **A**
- 2. **D**
- 3. **B**
- 4. **B**
- 5. **A**
- 6. **C**
- 7. **C**
- 8. **B**
- 9. **C**